

Submittal Form: 2PAMSCONH09/2PAMSCONH12

9,000/12,000 BTU INDOOR CONSOLE

**INDOOR CONSOLE
SUBMITTAL DATA**

Project Name:	
Location:	
Engineer:	
Submitted To:	
Submitted By:	
Reference:	

Approval:	
Date:	
Construction:	
Unit #:	
Drawing #:	



Indoor type		Console	Console	
Model		2PAMSCONH09	2PAMSCONH12	
Power supply	Ph-V-Hz	208-230-1-60	208-230-1-60	
Minimum circuit ampacity	A	1.2	1.3	
Max.fuse	A	15	15	
Indoor fan motor	Model	ZKFP-20-8-2	ZKFP-20-8-2	
	Brand	Welling	Welling	
	Input	W	66.6	
	RLA	A	0.9	
	Speed	r/min	710/650/550/450	810/780/680/530
Indoor air flow (Hi/Med/Lo) (No duct)	m ³ /h	635/581/492	620/541/421	
Indoor air flow (Hi/Med/Lo) (No duct)	CFM	374/342/289	365/318/248	
Indoor noise level (Hi/Med/Lo) (Standard pressure)	dB(A)	45/41/35	45/41/35	
Indoor unit	Dimension (WxDxH)(body)	mm	700x600x210	
	Dimension (WxDxH)(body)	inch	27.56x23.62x8.27	
	Packing (WxDxH)(body)	mm	810x710x305	
	Packing (WxDxH)(body)	inch	31.89x27.95x12.01	
	Net/Gross weight(body)	kg	14.7/19.4	
	Net/Gross weight(body)	lbs.	32.41/42.77	
Design pressure	PSIG	550/340 PSIG	550/340 PSIG	
Drainage water pipe diameter	mm	ODΦ16	ODΦ16	
Refrigerant piping	Liquid side/ Gas side	mm	Φ6.35/Φ9.52(1/4"/3/8")	
Controller	Room temperature	Remote control	Remote control	
		Cooling	°C	17~32
		Cooling	°F	62~90
		Heating	°C	0~30
		Heating	°F	32~86
Operation temperature	°C	17~30	17~30	
	°F	62~86	62~86	
Qty per 20' /40' /40'HQ		165/338/380	165/338/380	

SUBMITTAL DATA: 2PAMSCONH09 / 2PAMSCONH12
Indoor Model Number: 2PAMSCONH09 / 2PAMSCONH12

9,000 /12,000 BTU INDOOR CONSOLE

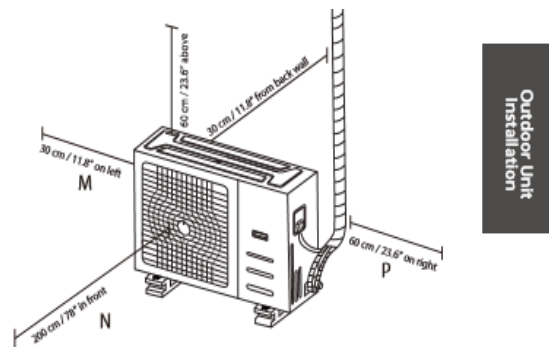
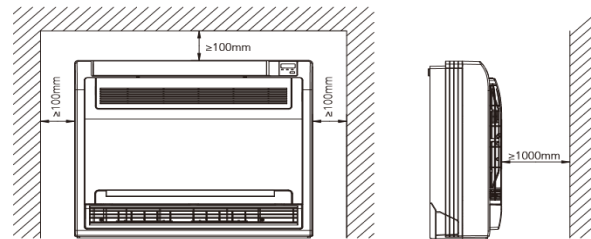
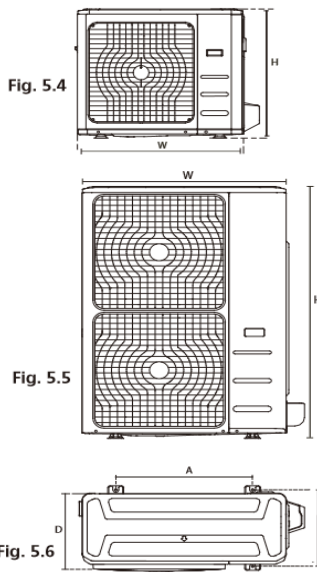
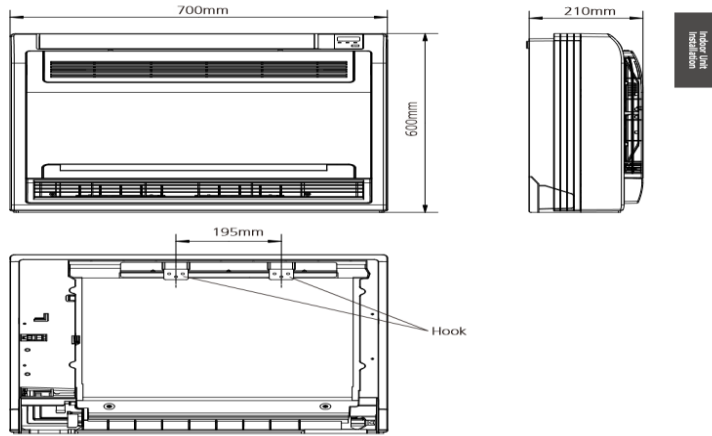


Table 5.1: Length Specifications of Split Type Outdoor Unit (unit: mm/inch)

Outdoor Unit Dimensions W x H x D	Mounting Dimensions	
	Distance A	Distance B
760x590x285 (29.9x23.2x11.2)	530 (20.85)	290 (11.4)
780x540x250 (30.7x21.25x9.85)	549 (21.6)	276 (10.85)
810x558x310 (31.9x22x12.2)	549 (21.6)	325 (12.8)
845x700x320 (33.27x27.5x12.6)	560 (22)	335 (13.2)
770x555x300 (30.3x21.85x11.8)	487 (19.2)	298 (11.7)
800x554x333 (31.5x21.8x13.1)	514 (20.24)	340 (13.39)
845x702x363 (33.27x27.6x14.3)	540 (21.26)	350 (13.8)